

2nd European conference FIEC - EFBWW

Experience of the DURC in Italy

*Presentation by: Mauro Miracapillo
Director of CNCE*

Bucarest, 2010 October 19th / 20th



Black labour means:

- Failure to respect labour contracts*
- Evasion of public contributions for pensions and insurance against accident on work*
- Violation of safety standards in the buildings sites*
- Unfair competition*

Bucarest, 2010 October 19th / 20th



DURC - Unitary Document Certifying the Regularity of contributions in the regards of:

- *INPS - National public institute for pensions*
- *INAIL - National public institute for insurance against labour accidents*
- *Cassa Edile - Private bilateral institute for holiday payment*

Bucarest, 2010 October 19th / 20th



Use and necessity of the DURC

- *Public works*
 - *Participation at a competitions*
 - *To sign a public contract*
 - *Payment of the work (contractors and subcontractors)*
- *Private works*
 - *No construction activity may be under taken without the DURC*
- *Financing and facilities*
 - *Reduction of public contributions*

Bucarest, 2010 October 19th / 20th

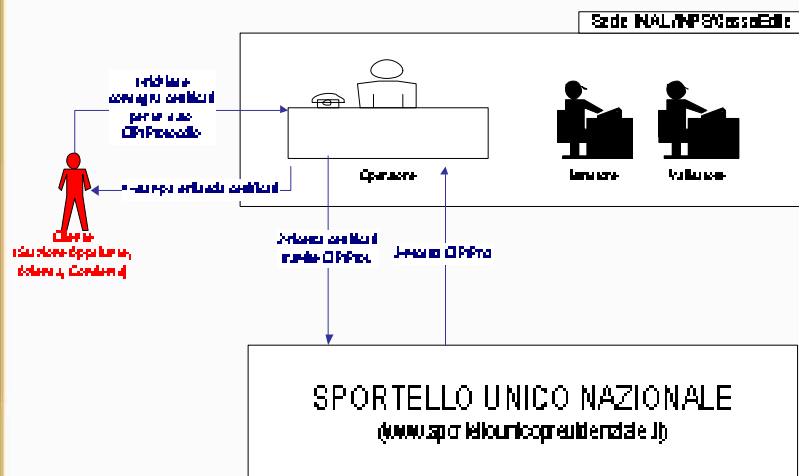


DURC - Unified form

Bucarest, 2010 October 19th / 20th



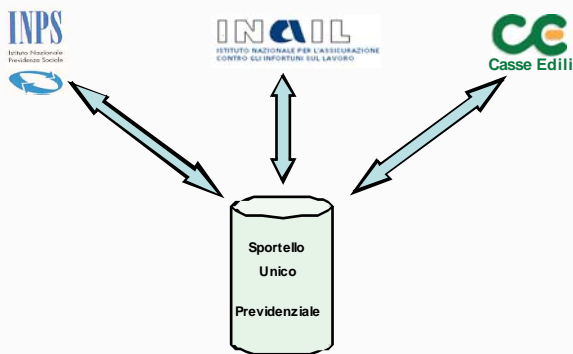
Request of the DURC by telematic way



Bucarest, 2010 October 19th / 20th



Regularity - unitary process of check and certification

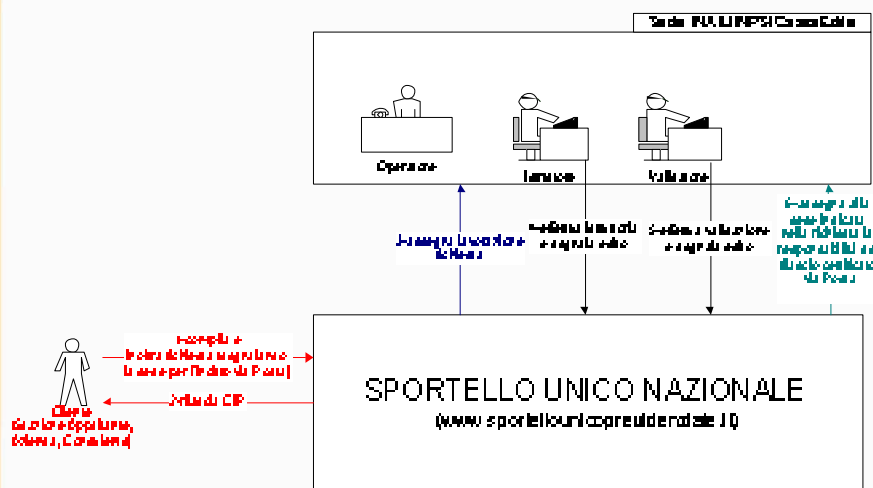


www.sportellounicoprevidenziale.it

Bucarest, 2010 October 19th / 20th



Issue of the DURC

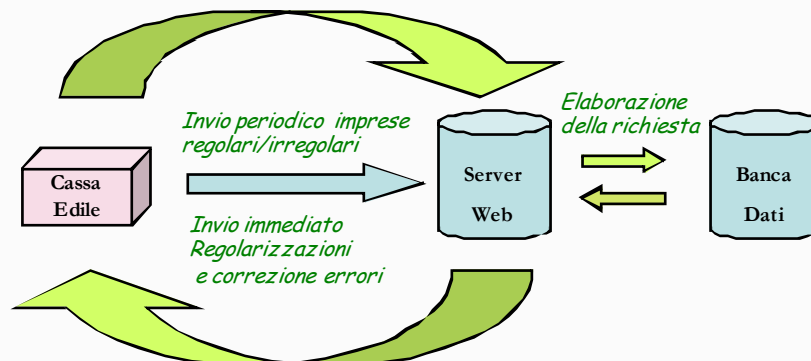


Bucarest, 2010 October 19th / 20th



National Data Bank of Irregular Firms Data Flow

Inoltro della richiesta di regolarità per DURC



Disponibilità, come documento stampabile PDF, dell'esito
(positivo o negativo) per l'emissione del DURC

Bucarest, 2010 October 19th / 20th



DURC issued - 2006/2010



Cod	Ente	Appalti pubblici edili	Lavori privati edili	Appalti pubblici forniture	Appalti pubblici servizi	Iscrizione Albo Fornitori	Attestazione S.O.A.	Agevolazioni finanziarie, sovvenzioni, autorizzazioni	Totale	%
1	INAIL	376.666	1.894.631	453.058	681.073	245.269	53.111	845.446	4.549.254	47,20%
2	INPS	144.501	356.402	278.290	376.628	125.154	11.513	292.845	1.585.513	16,45%
3	Casse Edili	1.266.219	1.997.052	3.466	8.815	39.809	81.106	86.387	3.502.854	36,35%
	Totale	1.807.386	4.248.165	734.914	1.066.516	410.232	145.730	1.224.678	9.637.621	100,00%

Bucarest, 2010 October 19th / 20th



Increase of regularity 2008/2005

<i>Firms</i>	<i>+ 32.000</i>	<i>+ 18%</i>
<i>Workers</i>	<i>+ 125.000</i>	<i>+ 15%</i>
<i>Hours of work</i>	<i>+ 120.000.000</i>	<i>+ 16%</i>
<i>Global salaries</i>	<i>+ 1.560.000.000</i> <i>€</i>	<i>+ 20%</i>

Bucarest, 2010 October 19th / 20th



European conference

Experience of the DURC in Italy

Presentation by: Mauro Miracapillo
Director of CNCE

Bucarest, 2010 October 19th / 20th

